

# 2020-21 ANNUAL REPORT



Every Student Every Day

Administrative Offices, 1891 Loucks Road, Suite 100, York, PA 17408

# WEST YORK AREA SCHOOL DISTRICT LEADERSHIP 2020-21

## CURRENT BOARD OF SCHOOL DIRECTORS

Ms. Jeanne Herman, *President*  
Ms. Brandy Shope, *Vice President*  
Mr. George Margetas, *Treasurer*  
Ms. Courtney Dennis  
Mr. Todd Gettys  
Mr. Douglas Hoover  
Mr. Lynn Kohler  
Ms. Vineeta Kushla  
Ms. Suzanne Smith



Dr. Todd M. Davies,  
*Superintendent*



Ms. Erin N. Holman,  
*Assistant Superintendent*

## CURRENT DISTRICT ADMINISTRATORS

Ms. Melissa Appnel, *Director K-12 Education and Assessment*  
Mr. Anthony Campbell, *Middle School Principal*  
Mr. Steve Clutter, *Technology Director*  
Mr. Wayne Dull, *High School Assistant Principal*  
Ms. Cynthia Greco, *Communications Coordinator*  
Ms. Missy Halcott, *Middle School Assistant Principal*  
Mr. Jonathan Hoffman, *Wallace Elementary Principal*  
Ms. Heather Hossler, *Asst. Director Special Education/Pupil Services*

Ms. Carrie Jones, *High School Principal*  
Ms. Catherine Kveragas, *Lincolnway Elementary Principal*  
Ms. Marlena Lang, *Human Resources Director*  
Mr. Jeffrey Ludwig, *Supervisor of Buildings and Grounds*  
Ms. Kelly Mefford, *High School Assistant Principal*  
Mr. Matthew Minacci, *Trimmer Elementary Principal*  
Mr. Ivan Quinones, *School Safety & Security Coordinator*  
Mr. Scott Rutkowski, *Food Services Director*  
Ms. Sheri Schlemmer, *Business Manager*  
Ms. Traci Stauffer, *Director of Special Education/Pupil Services*



# OUR MISSION: EVERY STUDENT EVERY DAY

The West York Area School District is a public school entity located in south-central Pennsylvania serving approximately 3,000 students in kindergarten through 12<sup>th</sup>-grade who live in the Borough of West York and the Township of West Manchester.

In West York, our purpose is twofold: 1) create **opportunities for our students to thrive**, and 2) develop **world-class citizens**. Ultimately, our aim is to equip West York graduates for more and better opportunities to thrive in an increasingly complex and competitive society while also empowering graduates to lead with integrity, empathy, and respect for others.

Please feel free to contact us to discover how our highly-qualified teachers and staff fulfil our mission of **Every Student Every Day!**

## DISTRICT LOCATIONS & CONTACT NUMBERS

- **District Administration**  
1891 Loucks Road, Suite 100, York, PA 17408  
717.792.2796
- **West York Area High School**  
1800 Bannister Street York, PA 17404  
717.845.6634
- **West York Area Middle School**  
1700 Bannister Street York, PA 17404  
717.845.1671
- **Trimmer Elementary School**  
1900 Brenda Road, York, PA 17408  
717.764.6586
- **Lincolnway Elementary School**  
2625 W. Philadelphia Street, York, PA 17404  
717.792.3902
- **Wallace Elementary School**  
2065 High Street, York, PA 17408  
717.764.6869



# STUDENT ENROLLMENT 2020-21

We must have a clear picture of who we are as a school district to develop and deliver an instructional program that meets the needs of our students and fosters student growth.

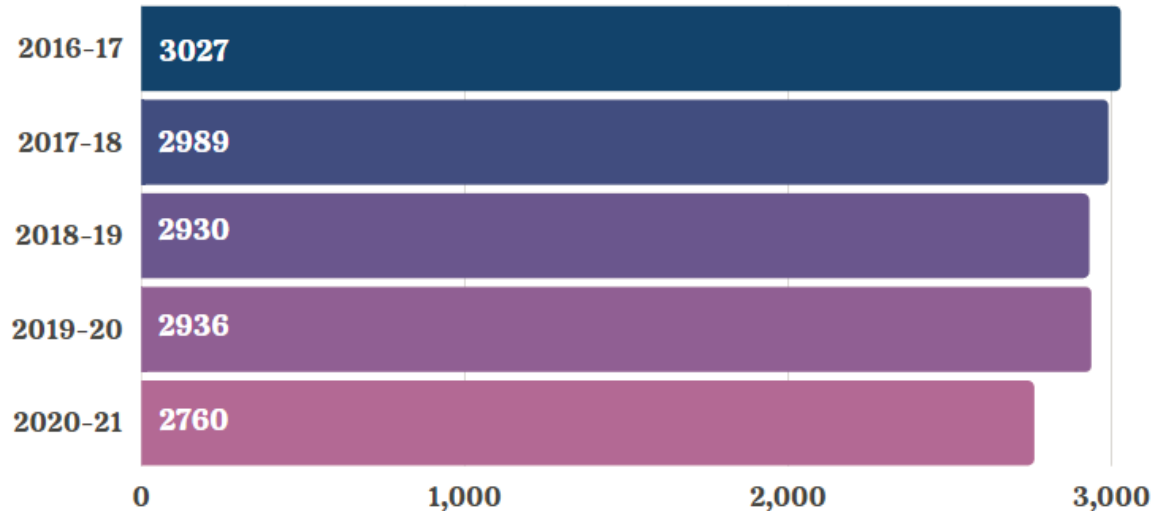
West York Area School District has made it our mission to provide **Every Student Every Day** with the very best education through meaningful opportunities.

## 2020-21 STUDENT POPULATION BY SCHOOL\*

- Wallace Elementary  
(Grades K-1) 409
- Lincolnway Elementary  
(Grades 2-3) 423
- Trimmer Elementary  
(Grades 4-5) 387
- West York Area Middle School  
(Grades 6-8) 707
- West York Area High School  
(Grades 9-12) 834


\*Average per the school year

## Five Year Enrollment History



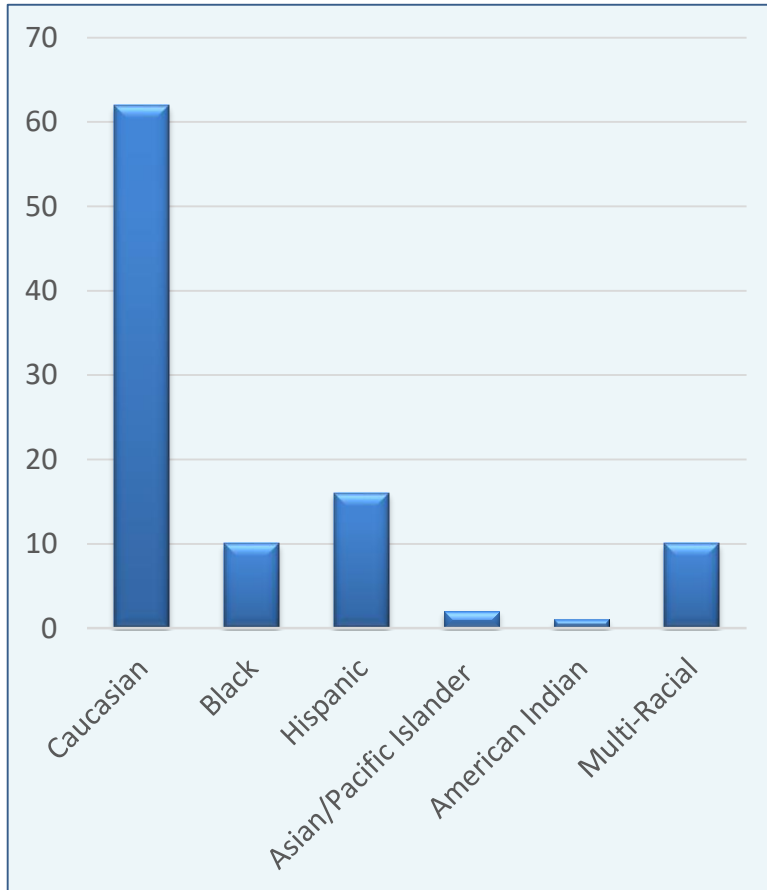
# STUDENT ENROLLMENT 2020-21

- 729 HS students were enrolled in Honors Courses.
- 108 HS students were enrolled in AP Courses.
- 15 HS student were enrolled in College in HS Courses.
- 24.5% of MS students were on Honor Roll.
- 37.3% of HS students were on Honor Roll.
- 19 seniors were honorees as Superintendent's Summa Cum Laude recipients (GPA 98% for HS career).
- 33 students experienced homelessness.
- 497 students received special education support services.
- 121 students received gifted support services.
- 17 different languages were represented across our student population as the primary language spoken in the home.



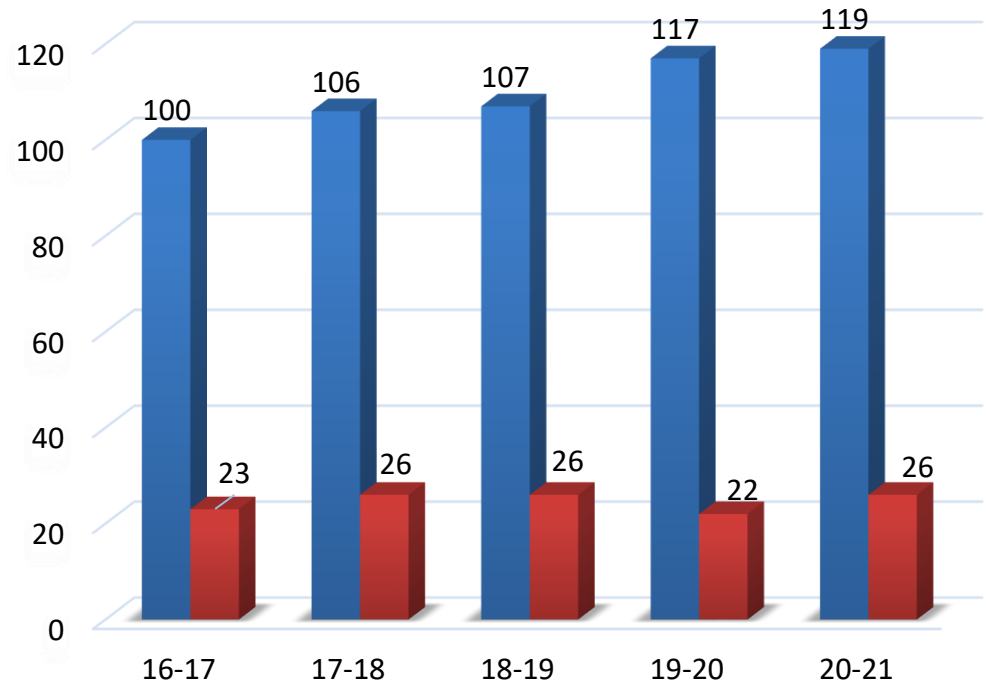
# STUDENT ENROLLMENT 2020-21

## Demographics



## English Language Learners Enrollment

(Number of Students **Active**/**Monitored\***)

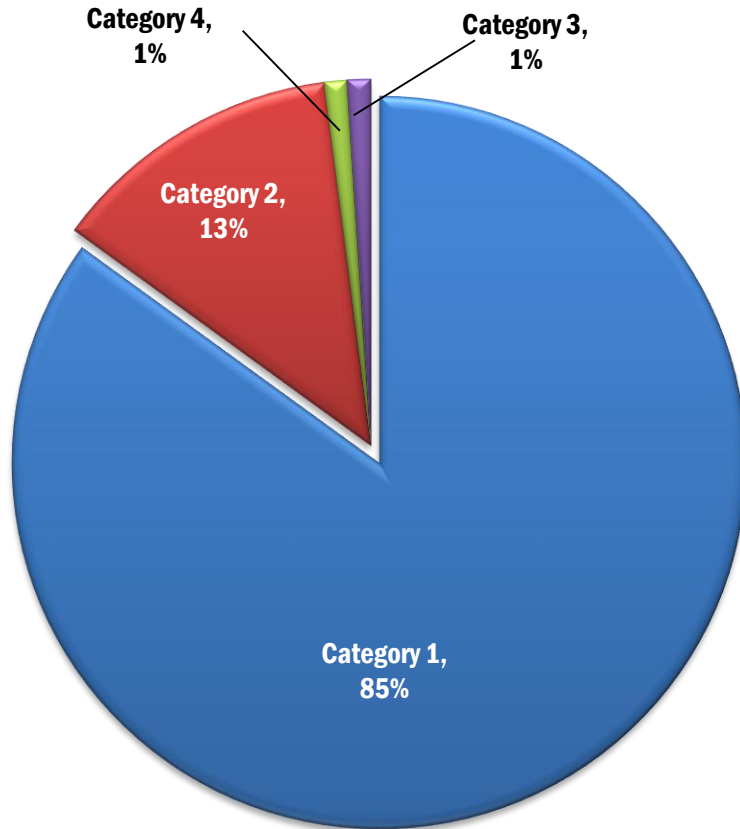


\*Monitored students have attained English proficiency but are actively monitored before full dismissal from the ESL program by District personnel by tracking student progress in all core academic classes and soliciting feedback from core academic teachers periodically throughout the school year.



# SPECIAL EDUCATION 2020-21

## Special Education Costs Per Student



Actual dollar amount spent on each of the special education students/services distributed in cost ranges:

- Category 1 - \$1-\$26,717.95
- Category 2 - \$26,717.96-\$53,435.91
- Category 3 - \$53,435.92-\$80,153.88
- Category 4 - \$80,153.89 and over

Special Education Enrollment by Disability	Percentage (Dec. 1, 2020 data)
Autism	12%
Emotional Disturbance	09%
Intellectual Disability	07%
Other Health Impairment	12%
Special Learning Disability	44%
Speech & Language Impairment	13%





# CAREER & COLLEGE READINESS 2020-21

Career and College Readiness is a K-12 initiative where students are exposed to a variety of careers and skills at all levels to prepare students for future success.

**Note:** Due to COVID-19 closures and cancellations, several programs, such as the annual West York Job Fair, were canceled.

- **York County Alliance for Learning (YCAL) Career Exploration Program** - Fifteen students participated in the YCAL Career Exploration Programs and some students participated in multiple programs.
- **Apprenticeship Programs** - The goal for each program is hands-on experience in various trade fields. One student completed the Kinsley's Pre-Apprenticeship program and was hired upon graduation. Four students completed the Electrician Pre-Apprenticeship program.
- **Harrisburg Area Community College (HAAC) Academy** - Fifteen students attended the HACC Academy in Auto Tech and Welding.
- **Penn State Educational Opportunity Center** - PSEOC, a federal program dedicated to aiding individuals in furthering their education, sent a counselor regularly throughout the school year to meet with five seniors who qualified for this program.
- **D.O. Work Experience** - Seven students participated in the work experience program.
- **Junior Achievement** - Approximately 185 Trimmer Elementary students participated in JA BizTown. JA BizTown combines in-class learning with a day-long visit to a simulated town. This popular program allows elementary school students to operate banks, manage restaurants, write checks, and vote for mayor. The program helps students connect the dots between what they learn in school and the real world.





# DISTRICT ACHIEVEMENTS 2020-21


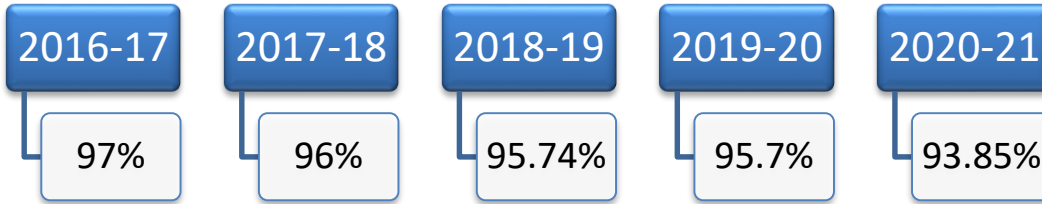
- **Scholarships** – 28 of our 180 graduates received scholarships, including several from the West York Foundation totaling \$54,200.
- **Sixty-six percent** of graduating seniors went on to 2- or 4-year colleges, not including ten students that entered the military upon graduation.
- **Nineteen** Seniors were honored as **Superintendent’s Summa Cum Laude** recipients having maintained a GPA of 98 or higher for their high school career.
- **Model UN** - Due to COVID-19 restrictions, Model UN conferences were canceled. However, the Club did a virtual field trip/tour and heard a guest speaker with the actual United Nations. They also participated in a virtual conference with Hershey and facilitated a mini-MUN with 8<sup>th</sup>-grade seminar students.
- The **Middle School** was recognized as a **2020-21 Project Lead The Way (PLTW) Distinguished School!** Project Lead The Way provides transformative learning experiences for PreK-12 students and teachers across the U.S. PLTW creates an engaging, hands-on classroom environment and empower students to develop in-demand knowledge and skills they need to thrive. PLTW also provides teachers with the training, resources, and support they need to engage students in real-world learning.



# ATTENDANCE 2020-21

When students attend school consistently, they are more likely to succeed academically. A missed school day is a lost opportunity for students to learn! The average daily attendance for students in the West York Area School District remains well above 90%.


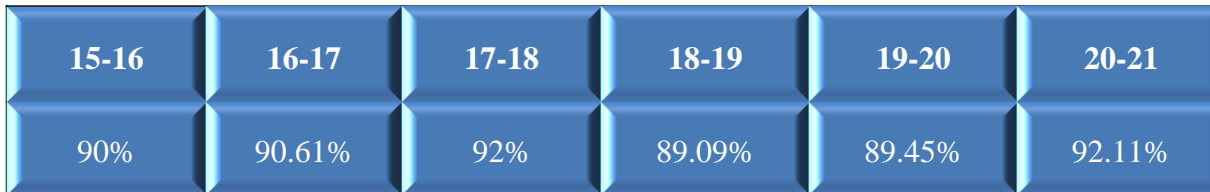
## West York Average Daily Attendance



# GRADUATION 2020-21

Graduation rates are key in assessing the performance of the District. West York has consistently met graduation rate expectations.

## West York Graduation Rate

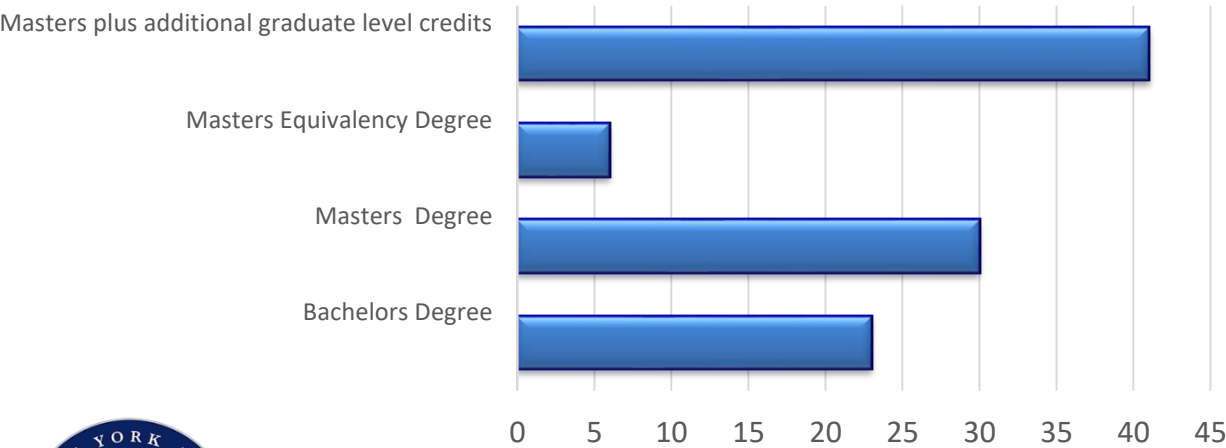


# FACULTY & STAFF 2020-21

## In the 2020-21 school year:

- Eighty-five percent had three or more years of service in the District with an average of 13 years of service each.

## Percentage of Teaching Staff Within Each Degree Category



# FISCAL FACTS 2020-21

The WYASD is committed to supporting systemic measures that ensure the ethical, efficient, and strategic use of fiscal, operational, human, and capital resources to ensure long-term financial health and stability. A detailed account can be found [HERE](#).

## Revenue Sources

- **Local Sources - 70%** The largest portion of the District's operating revenues comes from the community.
- **State Sources - 28%** Funds are provided by the Commonwealth of Pennsylvania for education and other related expenses.
- **Federal/Other Sources - 2%** Includes federal and miscellaneous revenue.
- **Fund Balance Utilization- 1%** Includes funds needed to offset budget expenditures.

**2020-2021 Budget:** \$64,617,195\*

### Budgeted Expenses

61%	Salaries/Benefits
12%	Special Education
0%	Designated Funds
7%	Debt Service
9%	Pupil Services
3%	Transportation
2%	Maintenance
1%	Technology
4%	Other

Millage – 24.2238

\*unaudited



# STUDENT NUTRITION 2020-21

Proper nutrition is important to student growth and development. The West York Area School District is committed to ensuring all students have access to healthy meals at school.

	<u>2017-2018</u>	<u>2018-2019</u>	<u>2019-2020</u>	<u>2020-21</u>
▪ TOTAL BREAKFASTS SERVED:	105,400	113,590	83,953	114,308
▪ TOTAL LUNCHES SERVED:	325,211	337,230	241,871	176,188
▪ TOTAL SUMMER LUNCHES SERVED:	1,422	2,325	52,256	3,450
▪ TOTAL SUMMER BREAKFASTS SERVED:	N/A	N/A	N/A	3,450

## 2020-21 Free/Reduced Meals Served

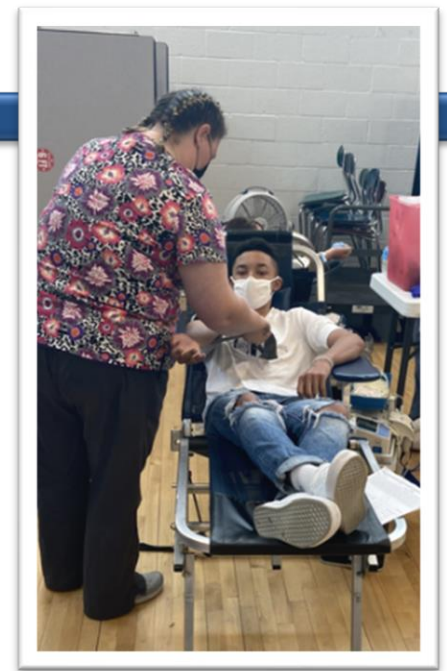
In promoting student health, the District provides free or reduced price meals for students who qualify in compliance with Federal and State regulations.

- 1,206 students qualified for free/reduced meals.



# STUDENT WELLNESS 2020-21

- The WY Flu Shot Clinic administered 334 flu shots in the Fall of 2020.
- Mental/Emotional Support initiatives:
  - Student Assistance Program (SAP) at the Elementary and Secondary school buildings
  - School counselors offered group and individual counseling
  - K-Pets at Lincolnway and Wallace
  - Safe2Say Something
- Take home lunches were provided to students on early dismissals if requested.
- The Bulldog Pantry, a non-perishable food center located in the High School, is open to all District families, kindergarten through 12th-grade. The WYASD served approximately 61 families each time the Pantry was open.
- Bev's Blessings Food Distribution:  
One hundred twelve Wallace/Lincolnway families on our free/reduced lunch list received a backpack of food each Friday for the children to have additional food for the weekend.



# TRANSPORTATION 2020-21

Transportation for District students is provided in accordance PA state school transportation laws and West York Area School District Board Policy.

The WYASD Transportation Department contributes to student achievement by providing our students with a safe and reliable means of getting to and from school on a daily basis.

- Number of WYASD Students Provided Bus Transportation: 2,045
- Number of Buses: 27
- Number of Vans: 21
- Daily Miles Traveled by Buses and Vans: 2,511
- Total Number of Miles Buses and Vans Traveled 351,940



# BUILDINGS and GROUNDS 2020-21

**83:** Number of acres maintained by the District's Buildings and Grounds Team.

**639,289:** Number of square feet (buildings) maintained by the District

Buildings and Grounds Team.



# ATHLETICS 2020-21

Team sports surpass the obvious health and fitness advantages. Students involved in scholastic athletics learn teamwork, cooperation, and foster friendships and form bonds with teammates and coaches. They also learn valuable leadership skills. We are proud of our athletic teams and individual players at all levels.

New to the WYASD in 2020-21 - the coed Unified Track and Field team. Nineteen student-athletes in grades 9-12 competed. WY was one of the two Regional Champion teams in the York-Lancaster league!



## FALL 2020

296 student-athletes participated in fall athletics programs

- 199 student-athletes participated in 10 High School sponsored programs
- 97 student-athletes participated in seven Middle School sponsored programs

Cumulative Record:

Senior High Varsity Overall Records: 57-66-1

## WINTER 2020

107 student-athletes participated in winter athletics programs

- 73 student-athletes participated in five High School sponsored programs
- 34 student-athletes participated in three Middle School sponsored programs

Cumulative Record:

Senior High Varsity Overall Records: 23-32

## SPRING 2021

192 student-athletes participated in the spring athletics program

- 165 student-athletes participated in eight High School sponsored programs
- 27 student-athletes participated in two Middle School sponsored programs

Cumulative Record:

Senior High Varsity Overall Records: 37-75

NOTE: Due to COVID-19 closures in 2020-21 some stats are not available or inconclusive





# WYAHS - Class of 2021

